

# COMFORT COLORS®

Twill taped neck  
and shoulders for  
comfort and durability



Tubular body

## Lightweight Crewneck Sweatshirt

### 1466

#### Product Features:

- 10.8-oz, 100% RING SPUN cotton fleece
- Soft-washed garment dyed fabric

Adult sizes: S-3XL











1x1 rib knit collar,  
cuffs and waistband



### Available Colours and PMS Colours

Textile fabric colours are subject to dye lot variation and will not be exact match to print pantone reference

|   |   |   |   |  |   |   |   |
|---|---|---|---|--|---|---|---|
| BLACK   | WHITE   | PEPPER  | GREY  | BLUE<br>JEAN   | IVORY   | BUTTER  | NEON<br>VIOLET  |
|  |  |  |  |  |  |  |  |
| 426C  | No PMS  | 2336C   | 2333C   | 2138C  | 2309C   | 7401C   | 631C  |

## 1466 - Lightweight Crewneck Sweatshirt

## Garment Measurements

| Size                        | S       | M       | L       | XL      | 2XL     | 3XL     |
|-----------------------------|---------|---------|---------|---------|---------|---------|
| <b>Chest - Half Measure</b> | 20"     | 22"     | 24"     | 26"     | 28"     | 30"     |
| <b>Chest - Full Measure</b> | 40"     | 44"     | 48"     | 52"     | 56"     | 60"     |
| <b>Body Length from HPS</b> | 27"     | 28"     | 29"     | 30"     | 31"     | 32"     |
| <b>Sleeve Length - CB</b>   | 33 1/2" | 34 1/2" | 35 1/2" | 36 1/2" | 37 1/2" | 38 1/2" |

Finished measurements in inches. Refer to "How to Measure" guide for detailed information on measurement instructions.

## Adult General Sizing Guide

| Size                      | S           | M       | L       | XL      | 2XL     | 3XL     |
|---------------------------|-------------|---------|---------|---------|---------|---------|
| <b>Chest</b>              | 34"-36"     | 38"-40" | 42"-44" | 46"-48" | 50"-52" | 54"-55" |
| <b>Waist</b>              | 29"-32"     | 32"-35" | 35"-38" | 38"-41" | 41"-44" | 44"-47" |
| <b>Sleeve Length - CB</b> | 32"-33 1/2" | 34"-35" | 35"-36" | 36"-37" | 37"-38" | 38"-39" |